Origin 8.1 網路版安裝

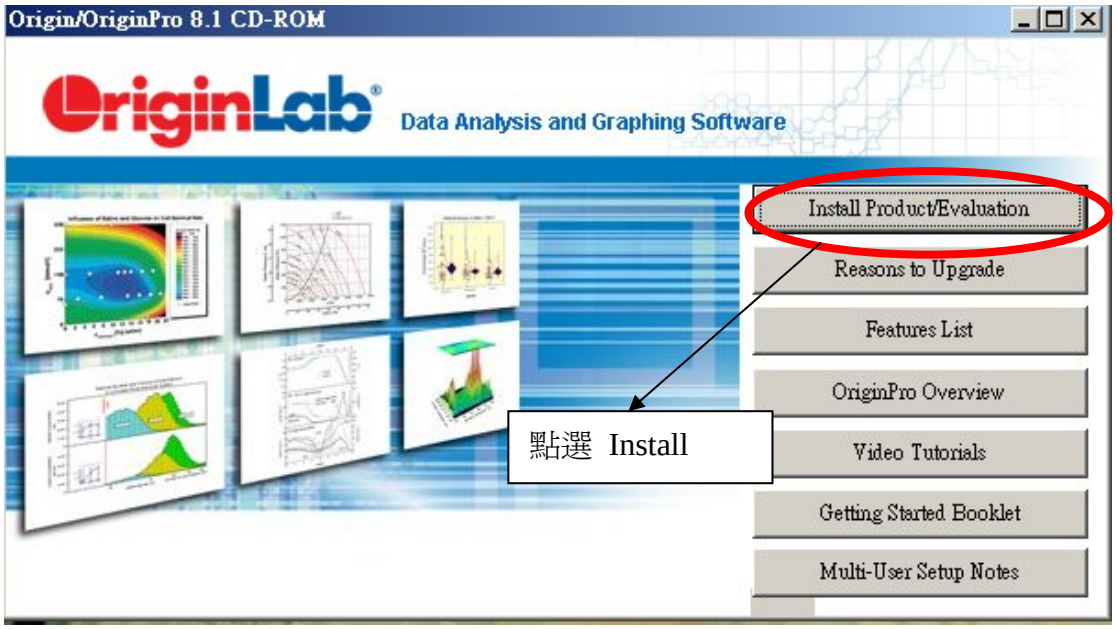

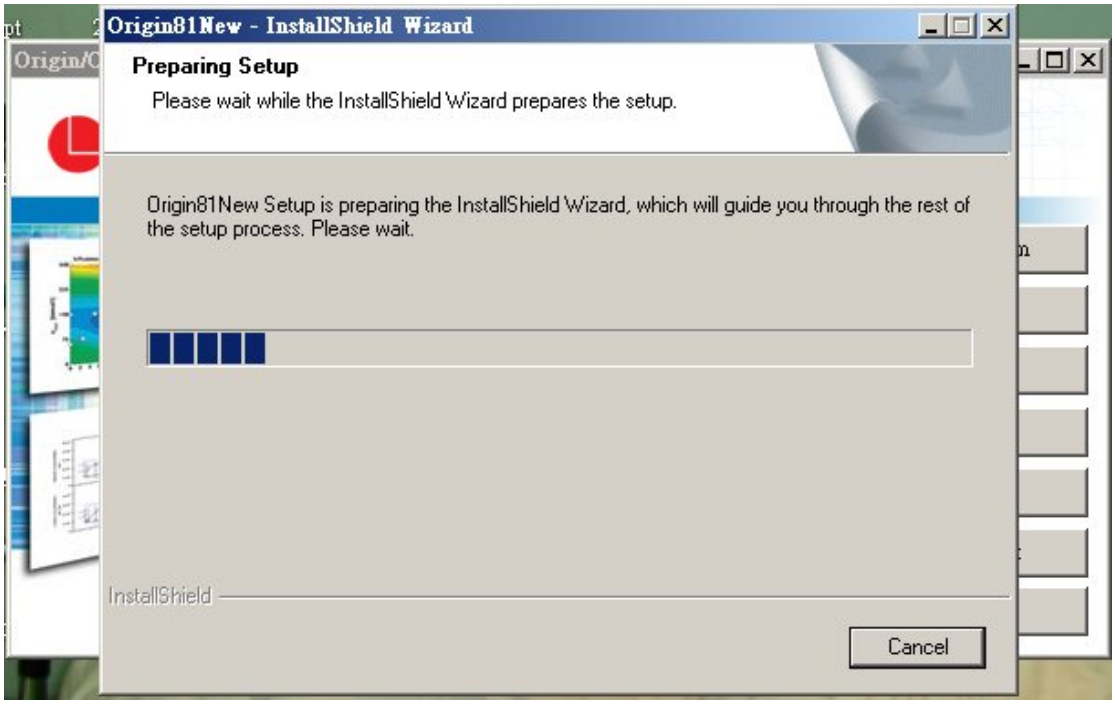

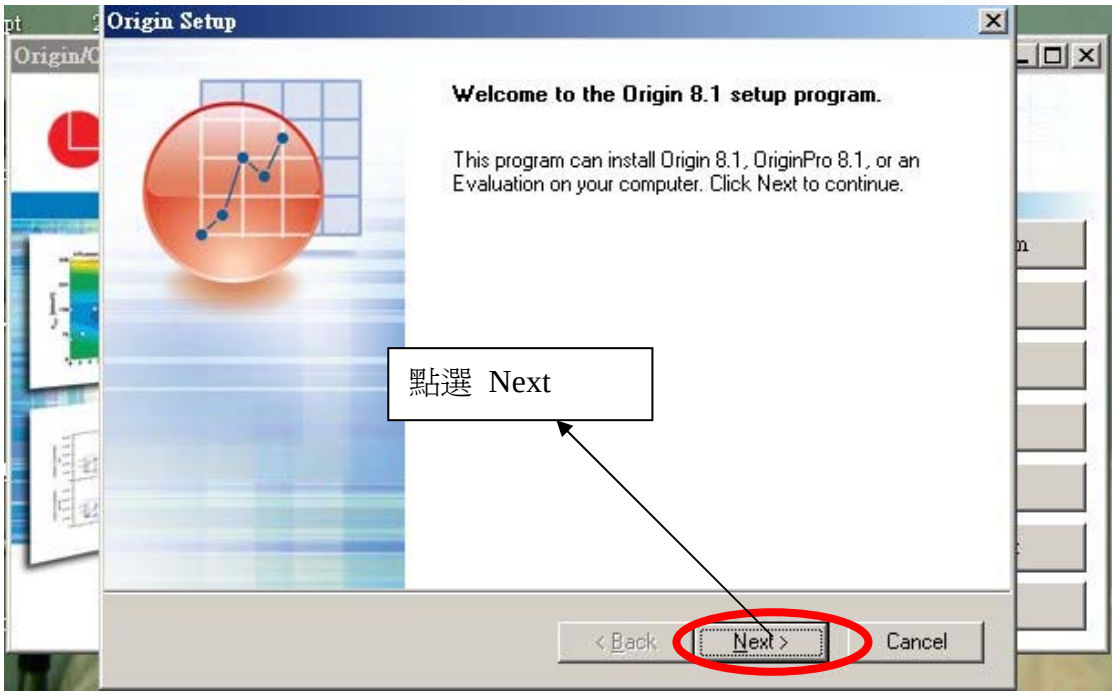
Origin Setup
Welcome to the Origin 8.1 setup program.
This program can install Origin 8.1, OriginPro 8.1, or an Evaluation on your computer. Click Next to continue.
點選 Next
< Back
Next >
Cancel

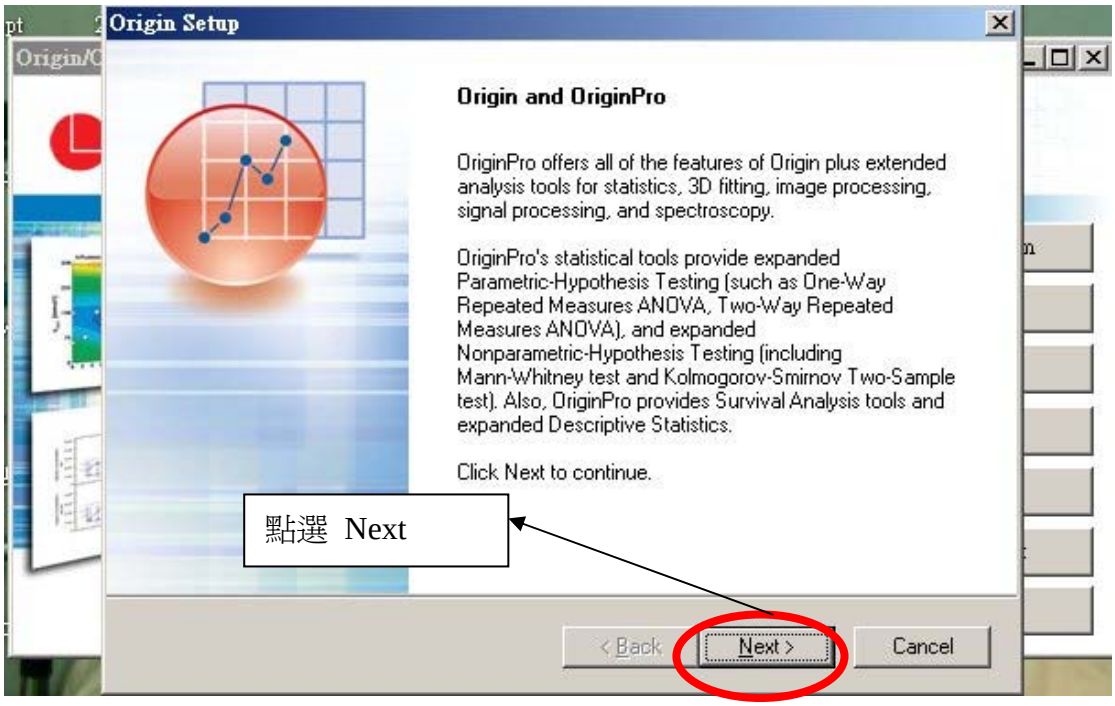
Origin Setup
Origin and OriginPro
OriginPro offers all of the features of Origin plus extended analysis tools for statistics, 3D fitting, image processing, signal processing, and spectroscopy.
OriginPro's statistical tools provide expanded Parametric-Hypothesis Testing (such as One-Way Repeated Measures ANOVA, Two-Way Repeated Measures ANOVA), and expanded Nonparametric-Hypothesis Testing (including Mann-Whitney test and Kolmogorov-Smirnov Two-Sample test). Also, OriginPro provides Survival Analysis tools and expanded Descriptive Statistics.
Click Next to continue.
點選 Next
< Back
Next >
Cancel

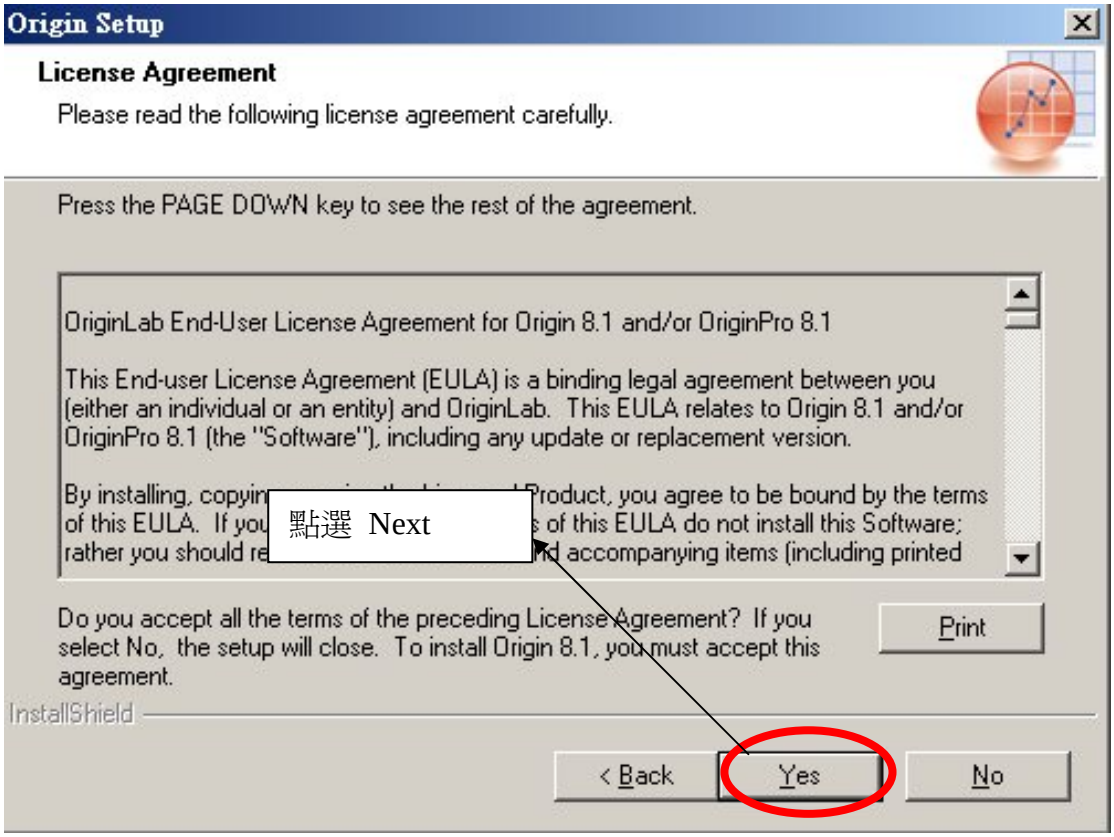
Origin Setup
License Agreement
Please read the following license agreement carefully.
Press the PAGE DOWN key to see the rest of the agreement.
OriginLab End-User License Agreement for Origin 8.1 and/or OriginPro 8.1
This End-user License Agreement (EULA) is a binding legal agreement between you (either an individual or an entity) and OriginLab. This EULA relates to Origin 8.1 and/or OriginPro 8.1 (the "Software"), including any update or replacement version.
點選 Next
Do you accept all the terms of the preceding License Agreement? If you select No, the setup will close. To install Origin 8.1, you must accept this agreement.
Print
InstallShield
< Back
Yes
No

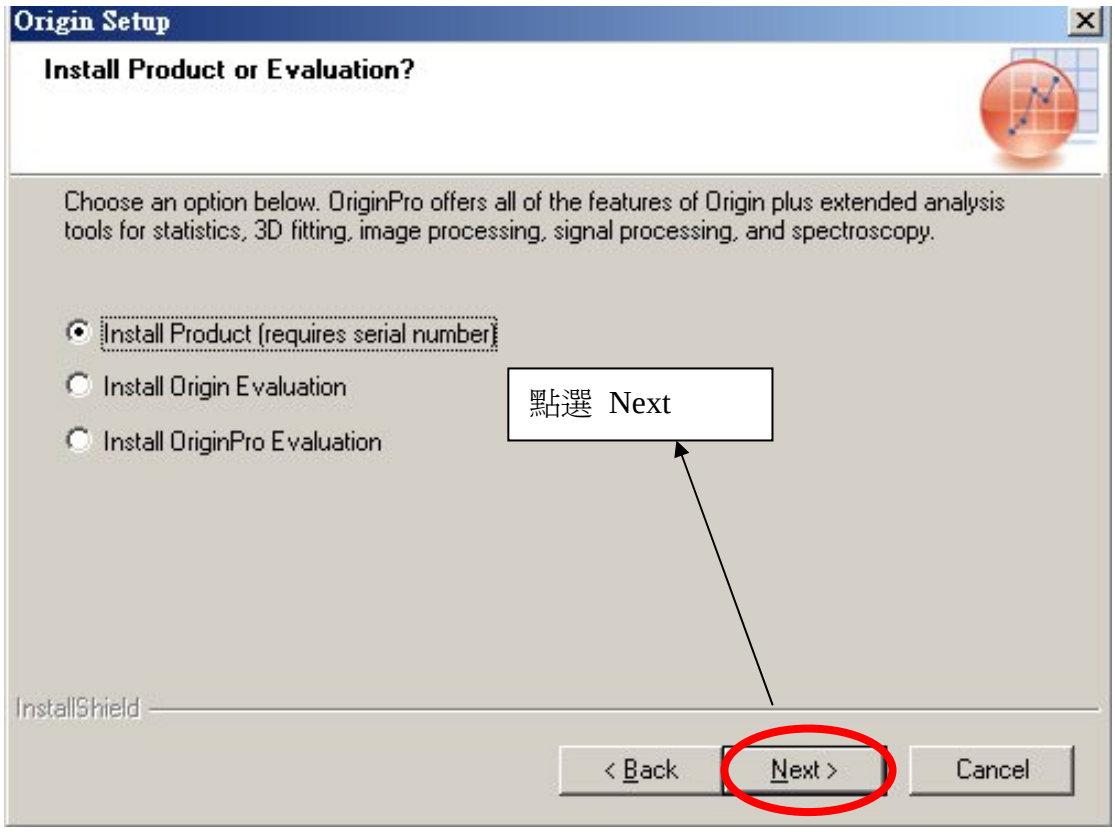
Origin Setup
Install Product or Evaluation?
Choose an option below. OriginPro offers all of the features of Origin plus extended analysis tools for statistics, 3D fitting, image processing, signal processing, and spectroscopy.
Install Product (requires serial number)
Install Origin Evaluation
Install OriginPro Evaluation
點選 Next
InstallShield
< Back
Next >
Cancel

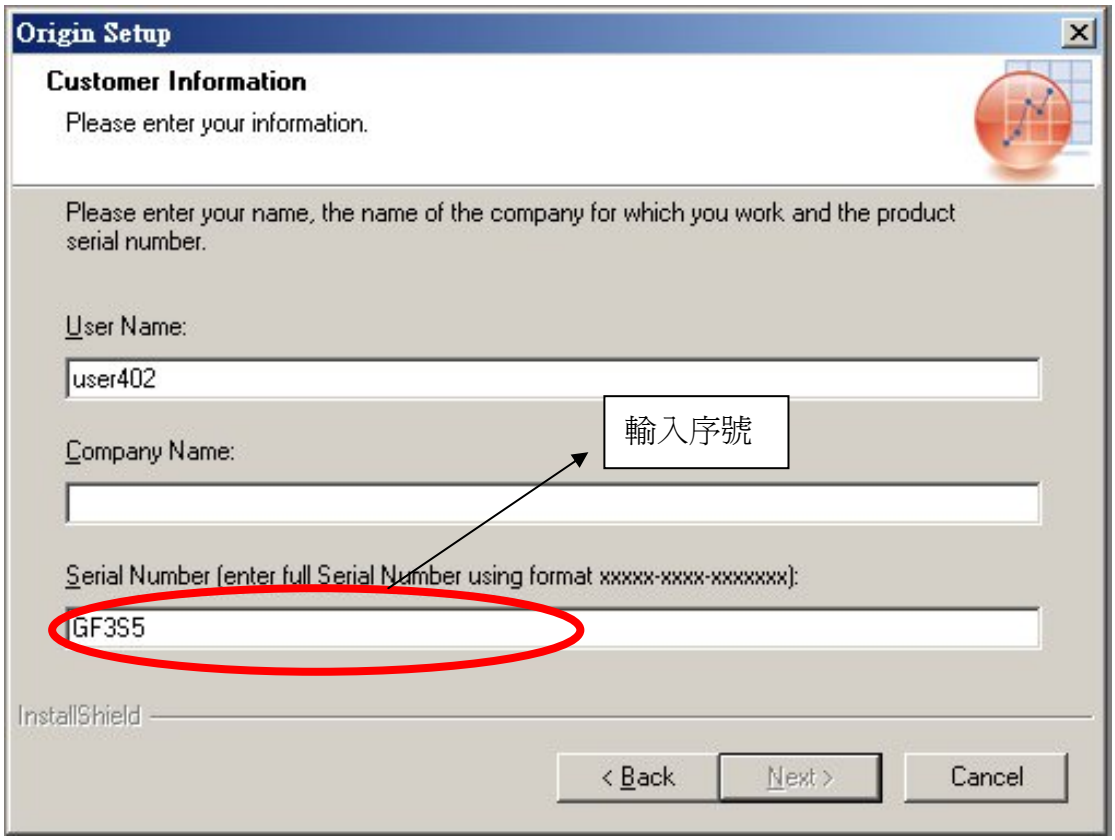
Origin Setup
Customer Information
Please enter your information.
Please enter your name, the name of the company for which you work and the product serial number.
User Name:
user402
Company Name:
Serial Number (enter full Serial Number using format xxxxx-xxxx-xxxxxxx):
GF3S5
輸入序號
InstallShield
< Back
Next >
Cancel

Origin Setup
Destination Directory
Specify a destination directory for OriginPro?8.1.
C:\Program Files\OriginLab\Origin81
Browse...
點選 Next
InstallShield
< Back
Next >
Cancel

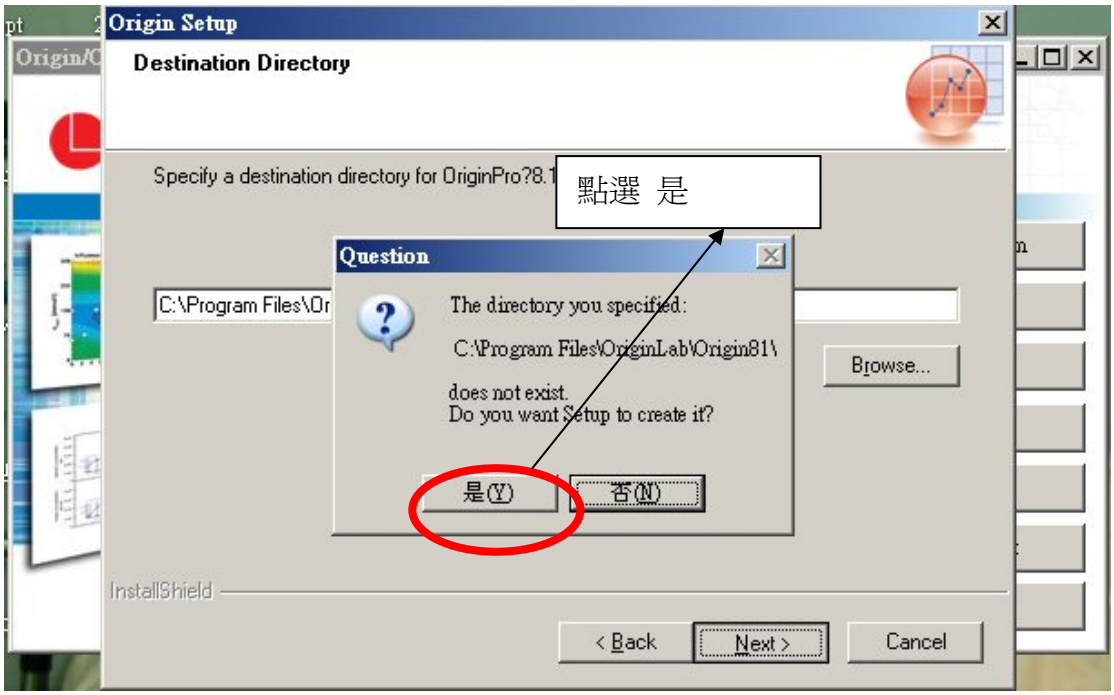
Origin Setup
Destination Directory
Specify a destination directory for OriginPro?8.1
點選 是
Question
The directory you specified:
C:\Program Files\OriginLab\Origin81\
does not exist.
Do you want Setup to create it?
是(Y)
否(N)
C:\Program Files\Or
Browse...
InstallShield
< Back
Next >
Cancel

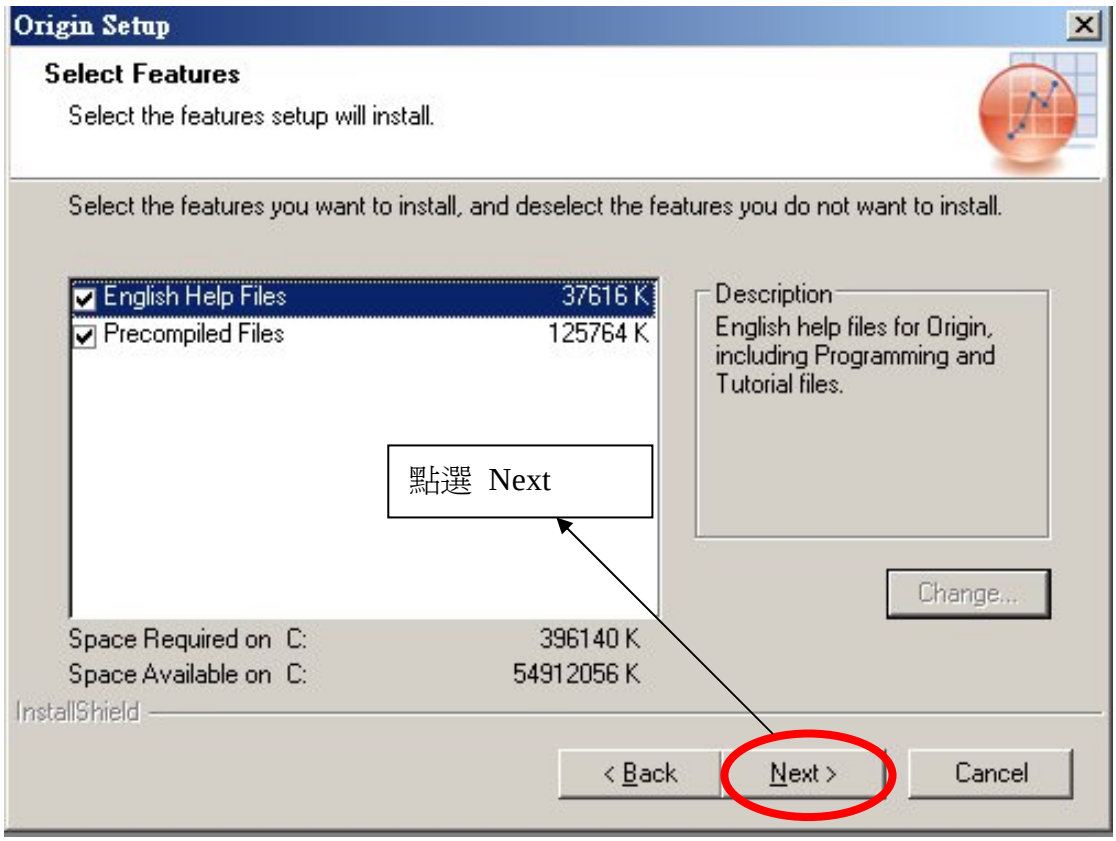
Origin Setup
Select Features
Select the features setup will install.
Select the features you want to install, and deselect the features you do not want to install.
English Help Files 37616 K
Precompiled Files 125764 K
Description
English help files for Origin, including Programming and Tutorial files.
點選 Next
Change...
Space Required on C: 396140 K
Space Available on C: 54912056 K
InstallShield
< Back
Next >
Cancel

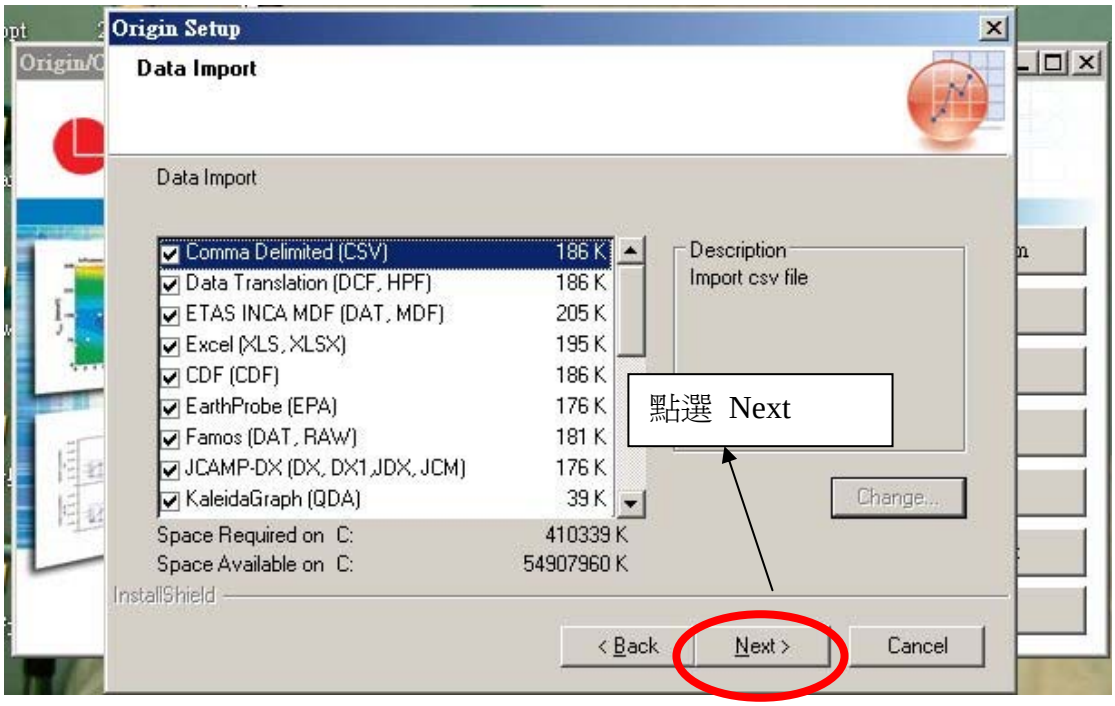
Origin Setup
Data Import
Data Import
Comma Delimited (CSV) 186 K
Data Translation (DCF, HPF) 186 K
ETAS INCA MDF (DAT, MDF) 205 K
Excel (XLS, XLSX) 195 K
CDF (CDF) 186 K
EarthProbe (EPA) 176 K
Famos (DAT, RAW) 181 K
JCAMP-DX (DX, DX1,JDX, JCM) 176 K
KaleidaGraph (QDA) 39 K
Space Required on C: 410339 K
Space Available on C: 54907960 K
Description
Import csv file
Change...
InstallShield
< Back
Next >
Cancel
點選 Next

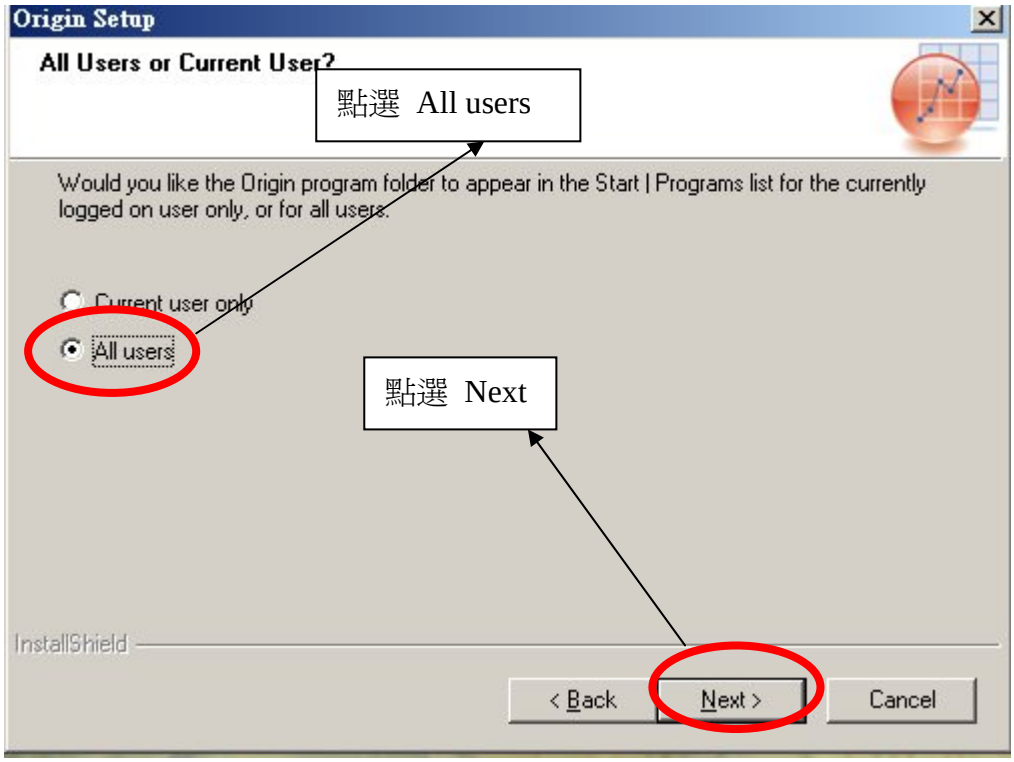
Origin Setup
All Users or Current User?
點選 All users
Would you like the Origin program folder to appear in the Start | Programs list for the currently logged on user only, or for all users.
Current user only
All users
點選 Next
InstallShield
< Back
Next >
Cancel

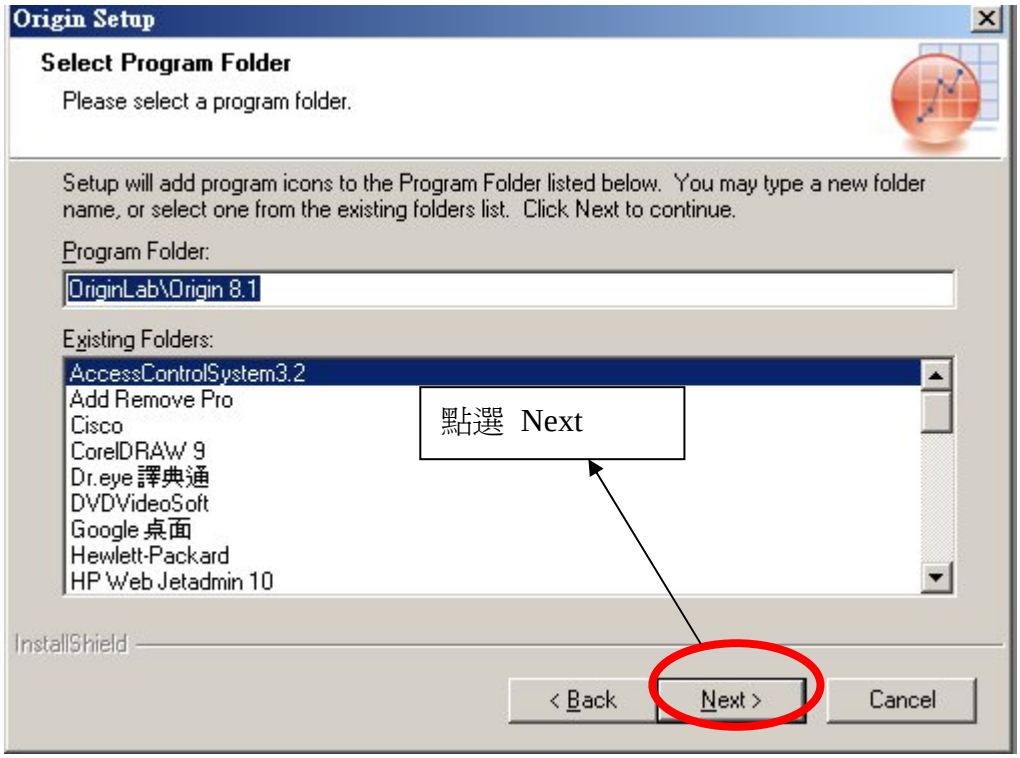
Origin Setup
Select Program Folder
Please select a program folder.
Setup will add program icons to the Program Folder listed below. You may type a new folder name, or select one from the existing folders list. Click Next to continue.
Program Folder:
OriginLab\Origin 8.1
Existing Folders:
AccessControlSystem3.2
Add Remove Pro
Cisco
CorelDRAW 9
Dr.eye 譯典通
DVDVideoSoft
Google 桌面
Hewlett-Packard
HP Web Jetadmin 10
點選 Next
InstallShield
< Back
Next >
Cancel

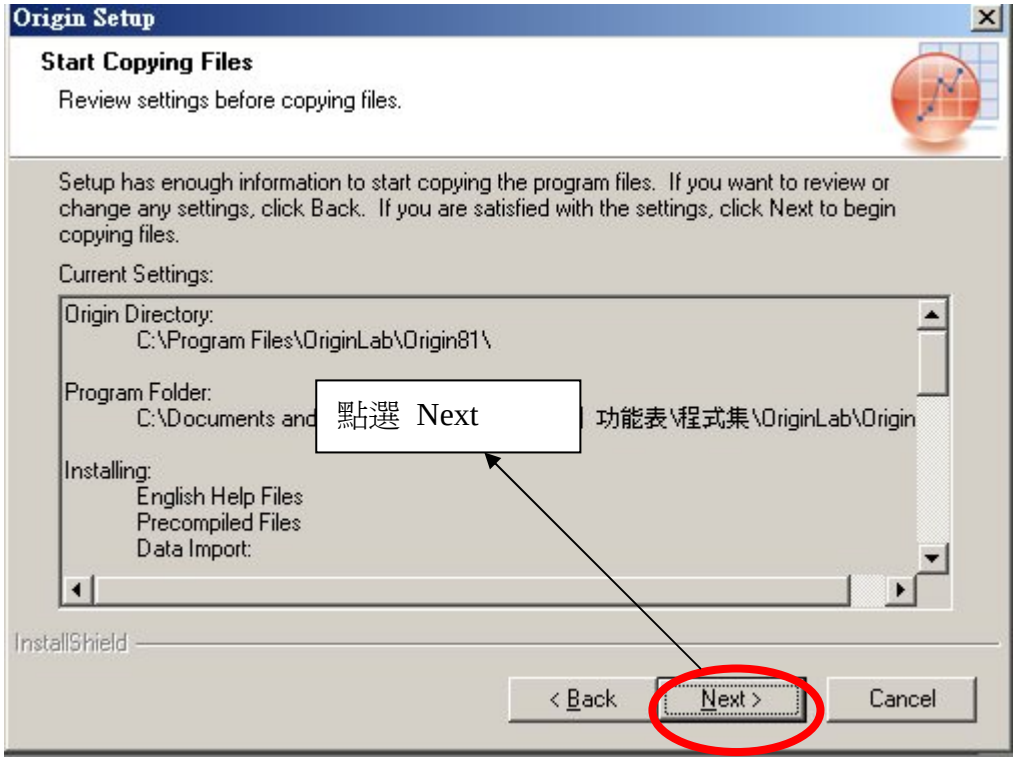
Origin Setup
Start Copying Files
Review settings before copying files.
Setup has enough information to start copying the program files. If you want to review or change any settings, click Back. If you are satisfied with the settings, click Next to begin copying files.
Current Settings:
Origin Directory:
C:\Program Files\OriginLab\Origin81\
Program Folder:
C:\Documents and
功能表\程式集\OriginLab\Origin
Installing:
English Help Files
Precompiled Files
Data Import:
點選 Next
InstallShield
< Back
Next >
Cancel

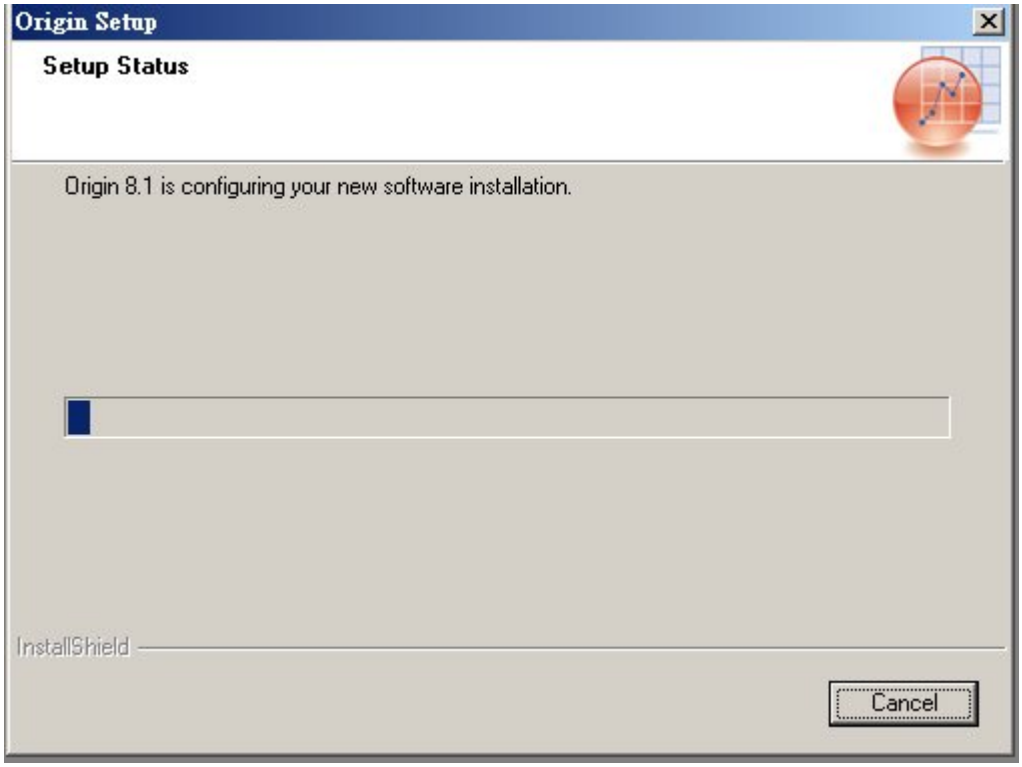
Origin Setup
Setup Status
Origin 8.1 is configuring your new software installation.
InstallShield
Cancel

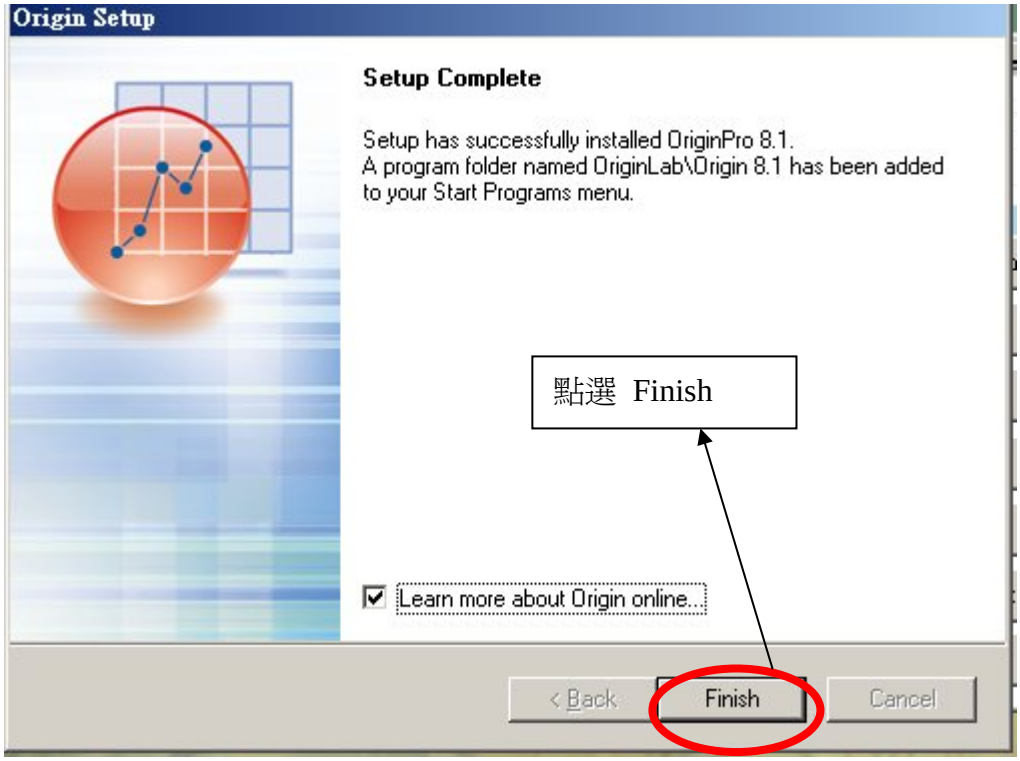
Origin Setup
Setup Complete
Setup has successfully installed OriginPro 8.1.
A program folder named OriginLab\Origin 8.1 has been added to your Start Programs menu.
點選 Finish
Learn more about Origin online...
< Back
Finish
Cancel

Origin 8.1
檔案(F) 編輯(E) 檢視(V) 我的最愛(A) 工具(T) 說明(H)
上一頁 搜尋 資料夾 資料夾同步處理
網址(D) C:\Documents and Settings\All Users\「開始」功能表\程式集\OriginLab\Origin 8.1
移至
檔案及資料夾工作
建立新的資料夾
將這個資料夾發佈到網站
共用這個資料夾
其他位置
OriginLab
我的文件
共用文件
我的電腦
網路上的芳鄰
詳細資料
位置: C:\Program Files\OriginLab\Origin81
OriginPro 8.1 Add or Remove Files
OriginPro 8.1 Folder
OriginPro 8.1 LabVIEW Samples
OriginPro 8.1 Sample Projects and Data
點選 Origin

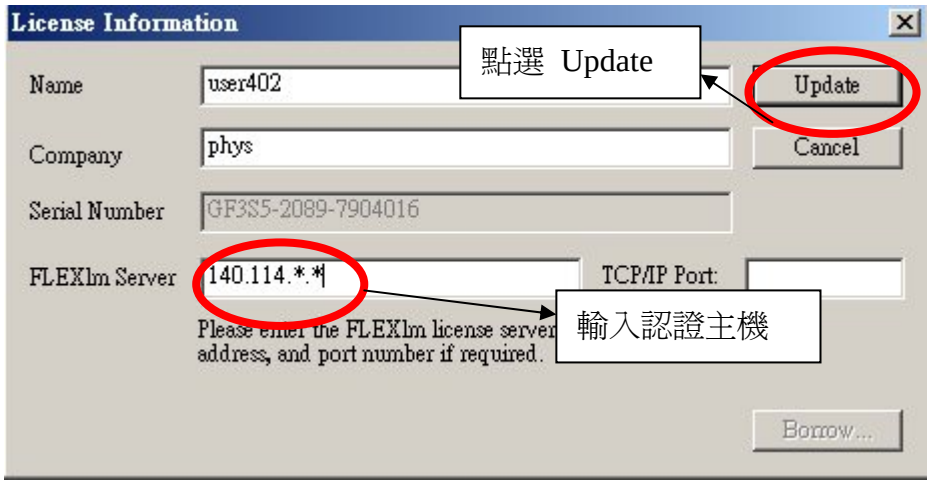
License Information
Name
user402
Company
phys
Serial Number
GF3S5-2089-7904016
FLEXlm Server
140.114.*.*
TCP/IP Port:
Please enter the FLEXlm license server address, and port number if required.
Update
Cancel
Borrow...
點選 Update
輸入認證主機

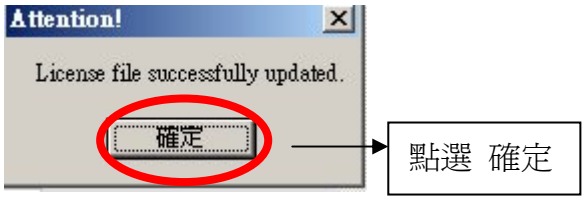
Attention!
License file successfully updated.
確定
點選 確定

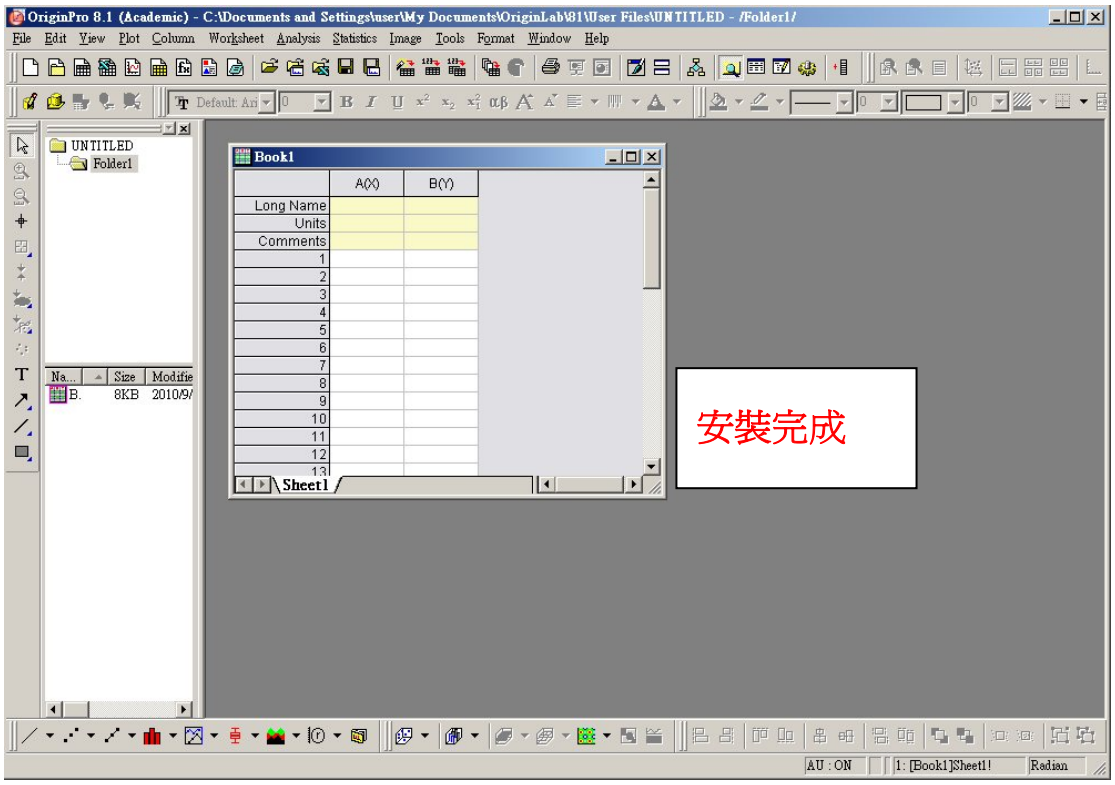
OriginPro 8.1 (Academic) - C:\Documents and Settings\user\My Documents\OriginLab\81\User Files\UNTITLED - /Folder1/
File Edit View Plot Column Worksheet Analysis Statistics Image Tools Format Window Help
UNTITLED
Folder1
Book1
A(X)
B(Y)
Long Name
Units
Comments
Sheet1
安裝完成
AU : ON
1: [Book1]Sheet1!
Radian